

Broiler Package
Our Experience. Your Success.





MODEL C2[®] PLUS Broiler Feeders

The Broiler Feeder That Promotes Better Feed Conversion


Gets Birds Off to a Good Start from Day One





- Chick-friendly 14-spoke grill design lets birds exit pans easily.
- Shallow pan option reduces the need for feed trays and extra labor when starting birds.
- Optional feed windows fill pans high with feed to attract chicks.
- All-plastic construction with ultraviolet protection and reinforced eating and cone wear areas.

Keeps Birds Growing with Top Feed Conversion

- Feed-saving features include Chore-Time's "V"-shaped pan bottom design, double pan lip and anti-rake fins.
- Designed for management simplicity.
- Recommended birds per pan for growout is 45-60.

Easy-To-Read Feed Level Settings are easy to adjust for flooding or for a lower feed level as birds grow.



MODEL C2[®] PLUS Feeder		
	Shallow Pan	Standard Pan
Pan Shape		
Pan Depth	64 mm (2-1/2 in.)	76 mm (3 in.)
Window Options	Window or Non-Window	
Advantages of This Model	Shorter pan height results in easier access for chicks and small birds.	Proven, reliable performance from the feeder that has grown to be the industry standard.



Pan hangs for cleaning.



Optional removable top shown; optional slide shut-off also available.

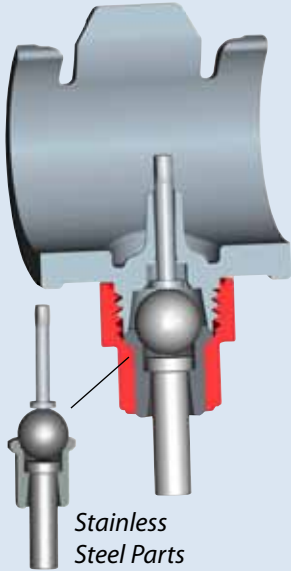


E-Z START[®] Chick Feeder permanently mounted outlet drop tube swings and locks under feeder line with built-in feed shut-off.

Broiler Drinkers

Flow Rates from 25-120 ml

STEADI-FLOW® Nipple Drinker




- CPVC industrial grade saddle
- Raised inlet protects valve from debris
- Four flow rates
- Triple seat valve for reliable seal
- Precision machined, stainless steel parts
- Stainless on CPVC flow control

Recommended Birds per Nipple


BROILER	
Start	Grow-Out
30	10 to 15

- Easy-to-trigger from day one with 360° trigger action.
- All parts resist corrosion, and the gray PVC pipe blocks light to minimize algae growth.
- Saddle-to-pipe assembly minimizes leaks by using a patented process without glue or o-rings.
- Rigid aluminum support channel also serves as an anti-roost device.
- Factory-assembled pipes with channels are easy to install, operate and maintain.
- Proven history of providing plenty of water for birds.



Chore-Time's Clear Stand Tubes make water column easy to see.

- Easy-to-read stand tubes make it simple to verify and monitor water pressure.
- Large stand tube diameter also promotes easy, thorough air venting.



Chore-Time's Water Regulators help to keep water pressure constant.

- Regulator delivers plenty of water, even on the hottest days.
- Single large selector knob with on, off and flush positions.



Catch Cup



Chore-Time's Water Meter



Slope Compensator



Control Panel with Flushable Filter

Feed Transport and Storage Systems

Help Optimize Feed Conversion by Keeping Feed Fresh & Reducing Waste

FLEX-AUGER® Feed Conveyors

- Choice of conveying rates for a wide variety of applications.
- Fully enclosed system distributes feed accurately and economically up, down, on-the-level, or around corners.
- Low power requirements and low maintenance costs. System is easily installed in minimal space.
- Designed to be highly energy-efficient, long-wearing and trouble-free.
- 10-year prorated warranty. (See Chore-Time's full written warranty for complete details.)



Anchor and Bearing Assembly;
Translucent Boot Transition



Thicker Bottom Wear Area



Power and Control Units



Feed Silo Hopper Valve



Optional ACCESS PLUS®
Hopper Access Door
(Patented)

SPRING-LOCK® Lid
(Patented)

Select Feed Silo Sizes

(Additional Models Also Available) Including 40° Roof, SPRING-LOCK® Lid and HYDROSHIELD® Weather Guard

MODEL NUMBER	CAPACITY 641 KG/M ³		HEIGHT TO FILL METERS
	METRIC TONS	CUBIC METERS	
1.8-Meter Diameter Silos w/60° Hopper			
45-00601	2.8	4.4	3.5
45-00602	4.2	6.6	4.3
45-00603	5.6	8.7	5.1
45-00604	6.9	10.8	5.9
2.7-Meter Diameter Silos w/60° Hopper			
45-00901	7.8	12.1	4.8
45-00902	10.8	16.9	5.7
45-00903	13.9	21.7	6.4
45-00904	17.0	26.6	7.2
45-00905*	20.1	31.4	8.0
45-00906*	23.2	36.2	8.8
45-00907*	26.2	40.9	9.6
3.7-Meter Diameter Silos w/60° Hopper			
45-01201	16.1	25.1	5.9
45-01202	21.5	33.6	6.7
45-01203	26.9	42.0	7.5
45-01204*	32.3	50.5	8.4
45-01205*	37.8	58.9	9.2
45-01206*	43.2	67.4	10.0
45-01207*	48.6	75.8	10.8

*Includes ladder safety cage. Safety cages are produced as a standard feature for silo ladders exceeding 6 m (20 feet) in height, conforming with U.S. OSHA standards.



40° Degree Roof



HYDROSHIELD® Weather Guard
(Patented)



CHORE-TIME BROCK INTERNATIONAL

A Division of CTB, Inc.
407 North Main Street
Milford, IN 46542-2000 U.S.A.
PHONE +1.574.658.9323
FAX +1.574.658.9296 or +1.574.658.3471
INTERNET www.ctbworld.com
E-MAIL world@ctbworld.com