



**— BROCK SOLID® —**

# **GRAIN STRUCTURES**

**Safeguarding Your Grain® Since 1957**

# Protecting Your Investment

**W**hen months of hard work go into producing a grain crop, trust it to the best in grain structures: Brock.

Brock Solid® is our guarantee of trusted reliability you can count on day in and day out. It's unmistakable quality, built to last year after year. And it's the same guarantee we founded the company on back in 1957.

Today, our dealers continue to uphold those standards, providing the superior service and support customers expect from Brock. Brock Solid means you can depend on them and us. Times may change, but our solid values are stronger than ever.

Whether you're a farmer storing your own grain or a commercial operation entrusted with safeguarding your customer's crops, Brock Solid delivers. Always has, always will.

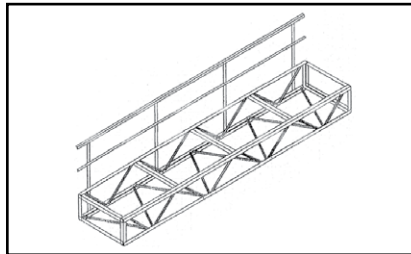
---

## Catwalk Options Include:

- Mid-span walkarounds
- Service access platforms
- Grip strut walkway with toe board
- Full-width expanded metal grating walkway with toe board
- Fiberglass or bar grating styles
- Custom openings
- Mitered and beveled ends

## Catwalks

**C**hoose from three standard style options: Bottom Box Truss, Handrail Truss and Walk-Through, or let us customize trusses to meet your specific span, length and option requirements. Finishes available: hot-dip galvanized steel, powder-coat paint, industrial enamel paint or duplex (galvanized plus powder-coat paint).



**Bottom Box Truss** comes in standard widths of 27-60 inches (686-1524 mm) and maximum span of 55 feet (16 m).



**Handrail Truss** comes in standard widths of 30-108 inches (762-2743 mm) and maximum span of 125 feet (38.1 m).




**Walk-Through Truss** comes in standard widths of 72-120 inches (1828-3048 mm) and maximum span of 190 feet (57.9 m). Custom engineered spans can reach up to 270 feet (82 m) and longer.

## Towers

**A** wide range of sizes and customized configurations make nearly any tower you need a reality. Finishes available: hot-dip galvanized steel, powder-coat paint, industrial enamel paint or duplex (galvanized plus powder-coat paint).



**Bucket Elevator Support Towers** assemble easily and are available with options such as access bracing, catwalk support beams, platforms, ladder & cage systems, wraparound stairs, switchback stairs, and custom fabricated superstructures at the base.



**Catwalk Support Towers** are custom engineered for height, wind, speed or seismic zone. Freestanding or guyed, with the option to add access bracing, conveyors, spouting and other custom configurations.

## Slot & Tab System

**R**evolutionary patented design utilizes slot and tab connections for easy assembly and precision consistency, resulting in exceptional connection strength.



**Slot & Tab System** is precision fabricated for exceptional column strength.

## Stairways for Bucket Elevator Towers




**Square Tube Column Design** with X-bracing standard for superior strength. Many different configurations are available including wraparound or switchback along with inverted V-brace design for increased tower access.


## EVERLOC® Roof Mount System

**B**rock's EVERLOC® Roof Mount System efficiently and uniformly connects bins with Brock's LeMar® Catwalk and Tower Support Systems.


- Helps control how peak load is transferred to the bin's compression ring.
- Ring design enhances rotational flexibility of the mount.
- The system can be assembled closer to ground level.
- Designed to connect easily to a LeMar support system.
- Offers installation time savings while reducing in-field fabrication.
- Ease of installation:
  - Limited field drilling.
  - No cutting through roof skin.
  - No welding necessary.
- Weather-tight connection.
  - No boots to install.
  - Easy to seal/caulk around plate.



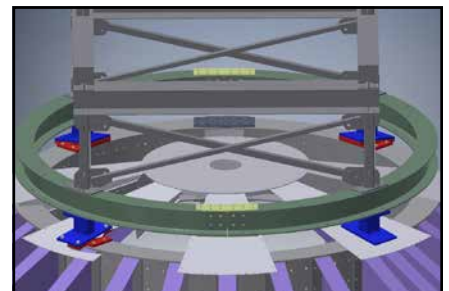
**With Higher Bin Roof Peak Loading,** it is crucial to safely transfer loads correctly and directly into the roof structure. The Brock EVERLOC® Roof Mount System is designed to do just that. EVERLOC® Roof Mount support components are attached directly to the roof structure during bin construction to ensure proper load transfers into the structure.



**Starting Point** - Where the attachments are made directly to the compression ring under the roof skin.



**Weather-Tight** - From the top side this is a clean connection. All assembly is a bolt-together design, minimizing the size of openings needed in the roof skin. As with the underside components, the mount system assembly can be accomplished while the bin is being constructed closer to ground level.



**The Brock EVERLOC® Mount** provides a strong and flexible base for the bin peak support tower. The mount system's ring component allows for flexibility if changes are needed in the future. Bolt-together assembly can be installed during bin construction and can also be adjusted to ensure the position of the support tower easily aligns to the equipment being attached.

# A Full Line of Brock Solid® Solutions



**F**or over 60 years, farmers have counted on Brock for reliable, quality grain storage. That focus on providing dependability has led to technological advances and expansion through the years, resulting in the full line of grain facility solutions that are available today.

Whether you're a farmer interested in grain handling equipment or a commercial operator in need of grain storage, you'll find the quality you've come to expect and the trusted integrity you deserve.



## Storage

- EVEREST® & On-Farm Grain Bins
- EVEREST® & Wet Holding Hopper Bins
- Temporary Storage
- Bin Access Doors
- Grain Aeration Floors



## Handling

- Grain Sweeps
- Grain Conveyors
- Bin Unloading Systems
- Bucket Elevators
- Distributors & Accessories



## Drying & Conditioning

- Low-Profile Grain Dryers
- Tower Grain Dryers
- Centrifugal & Axial Fans
- Heaters
- Controls



— BROCK SOLID® —

Safeguarding Your Grain® Since 1957

## BROCK GRAIN SYSTEMS

A Division of CTB, Inc.

A Berkshire Hathaway Company

Phone: +1 866.658.4191

[www.brockgrain.com](http://www.brockgrain.com)

Email: [sales@brockgrain.com](mailto:sales@brockgrain.com)

BR-2278/202201